



FORD FIESTA ST180/1.0 ECOBOOST INDUCTION KIT FITTING INSTRUCTIONS



TOOLS NEEDED:

10mm ,13mm spanner

M4,M6,M8 Allen key

Hose Clamp Driver

T20 Torx Drive

IF YOU ARE FITTING THE INDUCTION KIT TO A 1.0L ECOBOOST PLEASE FOLLOW STEPS A-C FIRST .

- A.** Place the silicon ring provided on to the maf tube housing at the end the filter will be mounted on ,there is a sticker directing you to the correct end of the maf tube .



- B.** Now fit the filter to the silicon end of the pipe .



- C.** Please continue to follow steps 1-12 to complete the installation .


- 1.** Using a hose clamp driver undo the hose clamp on the air filter.



2. Now unclip the wiring loom from your MAF sensor, pull back the retaining clip that holds it in place then pull the loom away from the MAF sensor itself.




3. Using a flat bladed screwdriver pry the duct over the locater on the slam panel.




4. Now pull the airbox upwards to remove it from the rubber grommets that hold it place.




5. Now with the airbox removed place the new Forge Motorsport induction tray into position.




6. Using the M6 fastener provided, place the fastener through the induction tray and bolt to your slam panel .



7. Using the two M8 fasteners place them through the induction tray putting the penny washers underneath followed by the two M8 nuts and secure in place.



8. Using your T20 Torx drive remove the MAF sensor from your OEM airbox.



9. Now using the M4 fasteners provided, fit the MAF sensor into the Forge Motorsport MAF housing.



10. Now fit the MAF housing into the induction pipe making sure it is the same orientation as pictured.



11. Now using your hose clamp driver fit the new high flow forge motorsport filter on to the end of the MAF housing .



12. You may need to loosen the hose clamp arrowed red in the picture above and re-position the intake hose so it fits snugly into the induction tray, then re-tighten.

13. Your install is now complete and your vehicle is ready to test drive



Check out WWW.FORGEMOTORSPORT.CO.UK and WWW.FORGEMOTORSPORT.COM

For a full range of performance products for your vehicle.

As always, with any questions or concerns about this product or anything else, please feel free to contact your local or preferred Forge Motorsport Dealer/ Installer, or you may contact us directly.

Forge Motorsport UK – (+44)1 452 380 999 / info@forgemotorsport.co.uk

Forge Motorsport US – (407)-447-5363 / sales@forgemotorsport.com